

**United E-Commerce Fund**

**大华电子商务基金**

Portfolios Factsheet

**Fund Objective**

The Fund seeks to provide long-term capital growth by investing primarily in common stocks and/or securities convertible into common stocks of equities traded in Recognised Stock Exchanges around the world that are engaged in or are best positioned to benefit from their involvement in or support of e-commerce as may from time to time be determined by the Managers.

**Fund Details**

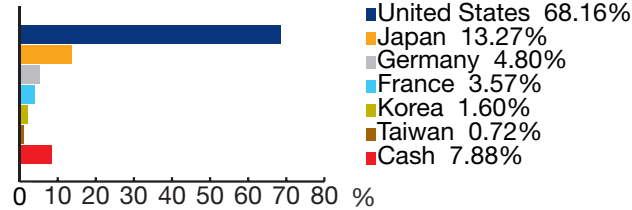
<b>LAUNCH DATE</b>	<b>March 2000</b>
<b>FUND SIZE</b>	<b>S\$8.27 million</b>
<b>NAV PRICE</b>	<b>S\$0.161</b>
	<b>(as at 30 Apr 12)</b>
<b>SUBSCRIPTION</b>	<b>Cash &amp; SRS</b>
<b>INITIAL INVESTMENT</b>	<b>S\$1,000</b>
<b>SUB INVESTMENT</b>	<b>S\$500</b>
<b>MANAGEMENT FEE</b>	<b>1.50% p.a.</b>
<b>SUBSCRIPTION FEE</b>	<b>5% (Cash,SRS)</b>
<b>MINIMUM RSP</b>	<b>S\$100/month, S\$500/quarter</b>
<b>TRUSTEE</b>	<b>BNP Paribas Trust</b>
<b>ISIN CODE</b>	<b>SG9999001424</b>
<b>BLOOMBERG CODE</b>	<b>OUBECOM SP</b>

**Top 10 Holdings (As at 30 Apr 2012)**

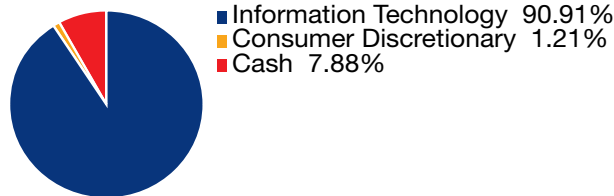
- Apple Inc
- Microsoft
- Google Inc - Class A
- Visa Inc - Class A Shares
- Cisco Systems
- Qualcomm Inc
- International Business Machine
- Citrix Systems Inc
- Hitachi
- TDK Corp

**Asset Allocation (As at 30 Apr 2012)**

**By Country**

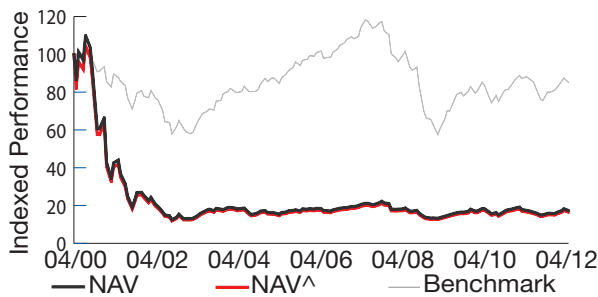


**By Sector**



**Performance**

5th April 00 To 30th April 12, Performance Based in Singapore Dollar.



\*The above chart reflects performance from the first month end of the Fund. ^5% sales charge applied.

Benchmark (BM) : MSCI World Index.

Perf	NAV	NAV^	BM
1 month	-5.29%	-10.03%	-2.71%
3 months	5.92%	0.63%	3.48%
6 months	9.52%	4.05%	6.31%
1 year	-0.62%	-5.59%	-3.46%
3 years	6.57%	4.76%	8.97%
5 years	-3.39%	-4.37%	-5.73%
10 years	-1.68%	-2.18%	1.04%
Since Incept	-13.69%	-14.06%	-1.61%

Source: Lipper, a Thomson Reuters Company • Performance as at 30 Apr 12, SGD basis, with dividends and distributions reinvested, if any. • Performance figures for 1 mth till 1 yr show the % change, while those exceeding 1 yr show the average annual compounded return.

**Contact Details**

**Hotline (24-hour):**  
1800 22 22 228  
**Website:** uobam.com.sg

**IMPORTANT NOTICE AND DISCLAIMERS**

A prospectus for the fund(s) (the "Fund(s)") may be obtained from the Manager or any of its appointed distributors. Investors should read the prospectus before deciding whether to subscribe for or purchase units in the Fund(s) ("Units"). All applications for Units must be made on application forms accompanying the prospectus or otherwise as described in the prospectus. **Past performance of the Fund(s) or the Manager and any prediction, projection or forecast on the economy or markets are not necessarily indicative of the future or likely performance of the Fund(s) or the Manager.** Any extraordinary performance may be due to exceptional circumstances which may not be sustainable. The value of Units and any income from the Fund(s) may fall as well as rise. The above information is strictly for general information only and must not be construed as an offer or solicitation to deal in Units, nor a recommendation to invest in any company mentioned herein. Investments in unit trusts are not obligations of, deposits in, or guaranteed or insured by UOB, UOBAM, or any affiliates or distributors. The Fund may use or invest in financial derivative instruments and you should be aware of the risks associated with investments in financial derivative instruments which are described in the Fund's prospectus. An investment in unit trusts is subject to investment risks and foreign exchange risks, including the possible loss of the principal amount invested. Investors may wish to seek advice from a financial adviser before making a commitment to invest in Units. In the event an investor chooses not to seek advice from a financial adviser, the investor should consider carefully whether the Fund(s) is/are suitable for him.