

United Global Internet Fund

大华全球互联网基金

Portfolios Factsheet

Fund Objective

The investment objective of the Fund is to achieve long-term capital appreciation by investing in a diversified portfolio of securities of companies involved in Internet services, e-commerce services, Internet infrastructure, Internet-related system integration and software, Internet-related system hardware and Internet-related business consultation, as well as traditional businesses which could materially benefit from the Internet and associated technologies.

Fund Details

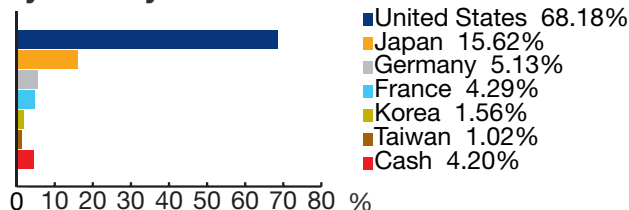
LAUNCH DATE	May 2000
FUND SIZE	S\$2.69 million
NAV PRICE	S\$0.496 (as at 30 Apr 12)
SUBSCRIPTION	Cash & SRS
INITIAL INVESTMENT	S\$1,000
SUB INVESTMENT	S\$500
MANAGEMENT FEE	1.75% p.a.
SUBSCRIPTION FEE	5% (Cash,SRS)
MINIMUM RSP	S\$100/month, S\$500/quarter
TRUSTEE	HSBC Institutional Trust
ISIN CODE	SG9999001184
BLOOMBERG CODE	UOBGNET SP

Top 10 Holdings (As at 30 Apr 2012)

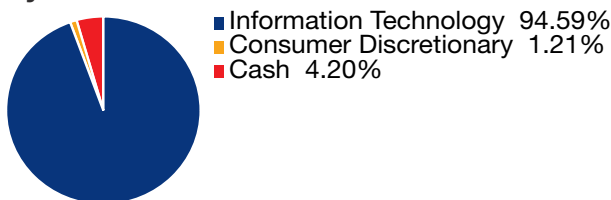
- Microsoft
- Google Inc - Class A
- Cisco Systems
- Qualcomm Inc
- Citrix Systems Inc
- Hitachi
- Visa Inc - Class A Shares
- Yahoo Inc
- TDK Corp
- Gemalto NV

Asset Allocation (As at 30 Apr 2012)

By Country

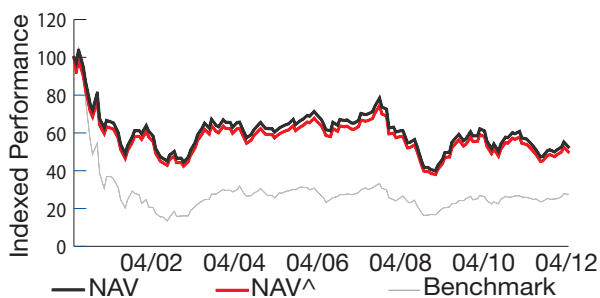


By Sector



Performance

12th June 00 To 30th April 12, Performance Based in Singapore Dollar.



*The above chart reflects performance from the first month end of the Fund. ^5% sales charge applied.

Benchmark (BM) = The composite Benchmark comprises of the following indices: 10% Bloomberg Asia Pacific Internet, 10% Bloomberg Euro Internet & 80% Bloomberg US Internet.

Perf	NAV	NAV^	BM
1 month	-4.98%	-9.73%	-1.64%
3 months	2.90%	-2.24%	9.05%
6 months	3.55%	-1.63%	7.96%
1 year	-7.64%	-12.25%	5.88%
3 years	4.39%	2.62%	10.96%
5 years	-4.66%	-5.63%	-0.74%
10 years	-1.50%	-2.00%	2.79%
Since Incept	-5.32%	-5.73%	-10.54%

Source: Lipper, a Thomson Reuters Company, Bloomberg • Performance as at 30 Apr 12, SGD basis, with dividends and distributions reinvested, if any. • Performance figures for 1 mth till 1 yr show the % change, while those exceeding 1 yr show the average annual compounded return.

Fund Awards

The Edge-Lipper SG UT Fund Awards 03
SG S&P Inv. Funds Awards 02

Contact Details

Hotline (24-hour):
1800 22 22 228
Website: uobam.com.sg

IMPORTANT NOTICE AND DISCLAIMERS

A prospectus for the fund(s) (the "Fund(s)") may be obtained from the Manager or any of its appointed distributors. Investors should read the prospectus before deciding whether to subscribe for or purchase units in the Fund(s) ("Units"). All applications for Units must be made on application forms accompanying the prospectus or otherwise as described in the prospectus. **Past performance of the Fund(s) or the Manager and any prediction, projection or forecast on the economy or markets are not necessarily indicative of the future or likely performance of the Fund(s) or the Manager.** Any extraordinary performance may be due to exceptional circumstances which may not be sustainable. The value of Units and any income from the Fund(s) may fall as well as rise. The above information is strictly for general information only and must not be construed as an offer or solicitation to deal in Units, nor a recommendation to invest in any company mentioned herein. Investments in unit trusts are not obligations of, deposits in, or guaranteed or insured by UOB, UOBAM, or any affiliates or distributors. The Fund may use or invest in financial derivative instruments and you should be aware of the risks associated with investments in financial derivative instruments which are described in the Fund's prospectus. An investment in unit trusts is subject to investment risks and foreign exchange risks, including the possible loss of the principal amount invested. Investors may wish to seek advice from a financial adviser before making a commitment to invest in Units. In the event an investor chooses not to seek advice from a financial adviser, the investor should consider carefully whether the Fund(s) is/are suitable for him.