

**United Greater China Fund**

**大华泛华基金**

Portfolios Factsheet

**Fund Objective**

The investment objective of the Fund is to achieve long-term capital growth primarily through investment in companies with assets or revenues being in or derived from the People's Republic of China, Hong Kong SAR and Taiwan.

**Fund Details**

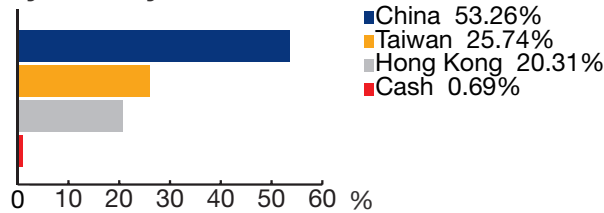
LAUNCH DATE	<b>April 1997</b>
FUND SIZE	<b>\$S108.55 million</b>
NAV PRICE	<b>\$S1.724</b> (as at 30 Apr 12)
SUBSCRIPTION	<b>Cash &amp; SRS</b>
INITIAL INVESTMENT	<b>\$S1,000</b>
SUB INVESTMENT	<b>\$S500</b>
MANAGEMENT FEE	<b>1.50% p.a.</b>
SUBSCRIPTION FEE	<b>5% (Cash,SRS)</b>
MINIMUM RSP	<b>\$S100/month, \$S500/quarter</b>
TRUSTEE	<b>HSBC Institutional Trust</b>
ISIN CODE	<b>SG9999001093</b>
BLOOMBERG CODE	<b>UOBGCHI SP</b>

**Top 10 Holdings (As at 30 Apr 2012)**

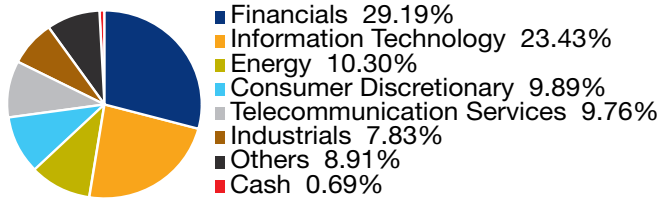
- Taiwan Semiconductor Mfg Co Ltd
- China Mobile Ltd
- CNOOC Ltd
- Tencent Hlds Ltd
- Industrial & Commercial Bk of China - H
- Hon Hai Precision Ind
- China Construction Bank - H
- Sands China Ltd
- ASUSTeK Computer Inc
- Kinsus Interconnect Technology Corp

**Asset Allocation (As at 30 Apr 2012)**

**By Country**

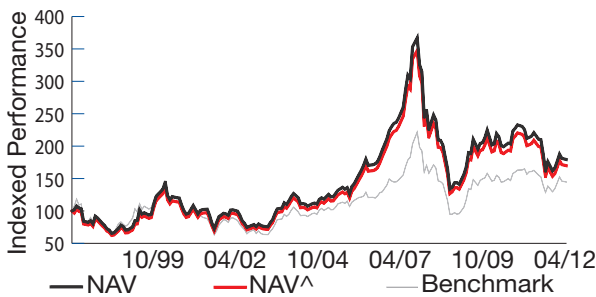


**By Sector**



**Performance**

29th May 97 To 30th April 12, Performance Based in Singapore Dollar.



\*The above chart reflects performance from the first month end of the Fund. ^5% sales charge applied.

Benchmark (BM) : MSCI Golden Dragon.

Perf	NAV	NAV^	BM
1 month	-0.98%	-5.93%	-1.00%
3 months	1.53%	-3.55%	0.98%
6 months	1.89%	-3.20%	4.52%
1 year	-16.76%	-20.92%	-10.10%
3 years	2.24%	0.51%	7.21%
5 years	-5.90%	-6.86%	-0.43%
10 years	5.83%	5.29%	4.92%
Since Incept	3.99%	3.61%	2.60%

Source: Lipper, a Thomson Reuters Company • Performance as at 30 Apr 12, SGD basis, with dividends and distributions reinvested, if any. • Performance figures for 1 mth till 1 yr show the % change, while those exceeding 1 yr show the average annual compounded return.

**Fund Awards**

- SG S&P Inv. Funds Awards 03
- SG Inv. Fund Awards 02
- SG S&P Inv. Funds Awards 01
- SG Inv. Fund Awards 00
- SG Fund of the Year Awards 98

**Contact Details**

**Hotline (24-hour):**  
1800 22 22 228  
**Website:** uobam.com.sg

**IMPORTANT NOTICE AND DISCLAIMERS**

A prospectus for the fund(s) (the "Fund(s)") may be obtained from the Manager or any of its appointed distributors. Investors should read the prospectus before deciding whether to subscribe for or purchase units in the Fund(s) ("Units"). All applications for Units must be made on application forms accompanying the prospectus or otherwise as described in the prospectus. **Past performance of the Fund(s) or the Manager and any prediction, projection or forecast on the economy or markets are not necessarily indicative of the future or likely performance of the Fund(s) or the Manager.** Any extraordinary performance may be due to exceptional circumstances which may not be sustainable. The value of Units and any income from the Fund(s) may fall as well as rise. The above information is strictly for general information only and must not be construed as an offer or solicitation to deal in Units, nor a recommendation to invest in any company mentioned herein. Investments in unit trusts are not obligations of, deposits in, or guaranteed or insured by UOB, UOBAM, or any affiliates or distributors. The Fund may use or invest in financial derivative instruments and you should be aware of the risks associated with investments in financial derivative instruments which are described in the Fund's prospectus. An investment in unit trusts is subject to investment risks and foreign exchange risks, including the possible loss of the principal amount invested. Investors may wish to seek advice from a financial adviser before making a commitment to invest in Units. In the event an investor chooses not to seek advice from a financial adviser, the investor should consider carefully whether the Fund(s) is/are suitable for him.